

Beyond Green Cleaning ™



Natural Graffiti Removal

Beyond Green Cleaning



9203-001/1 gal.

Product Advantages

*Does not leave
"shadows."*

*No odors or
fumes.*





*Solvent-free and
caustic-free.*

*Ready-to-use
and no mixing.*

Product Specifications

pH:	Neutral
Appearance:	Paste
Color:	Blue
Fragrance:	None
Flash Point:	None
Shelf-Stability	One year

Graffiti Buster - Gel™

-  **Powerful** - Quickly and safely removes paint, magic markers and ink.
-  **Effective** - No-drip formula clings to vertical surfaces without dripping.
-  **Versatile** - Can be used on signs, concrete, Lexan and most plastics.
-  **Bio-based** using only 100% all-natural ingredients.

What is It?

Graffiti Buster Gel™ is a heavy-duty gel for effectively removing graffiti from most porous surfaces, such as brick, mortar, masonry, cement, concrete, stucco, terrazzo, pavers and porous tile. Also effective on glass, ceramic, porcelain, glazed tiles and grout. Graffiti Buster Gel™ removes spray paint, markers, ink, crayon, shoe polish, lipstick, pencil, and most other graffiti marks. Foam is 10 times stronger than liquid, and gel is 10 times stronger than foam. One gallon of Graffiti Buster Gel™ equals 80 aerosol cans (24 ounces) and equals 15 gallons of liquids, respectively. Clings to the surface for maximum penetration and maximum speed of removal.

What is Nano-Natural Technology?

The product uses a proprietary Nano-Natural Technology to penetrate deep into surfaces to lift out hard-to-remove paint, marker, pencil, pen and more. "Nano-Natural" drives the Graffiti Buster - Painted™ deep into the molecular level of the surface to lift the "tag." It breaks the graffiti "tag" into tiny particles that repel one another and prevents re-depositing onto cleaned surfaces.

Where to Use It?

Use on vehicles, elevators, portable toilets, bridges, signs, railroad cars, stucco, brick and metal. Use at hospitals, parks, schools, restaurants, cities, stadiums and public transportation vehicles.

How to Apply?

The removal time varies depending on the type of graffiti and the surface to be cleaned. Apply Graffiti Buster Gel™ generously with a brush to the affected area and leave for 15 to 20 minutes (longer in cold temperatures). Agitate vigorously with a stiff brush. Then rinse off with high-pressure water. A second application may be necessary on very stubborn graffiti. When applying to surfaces which have not been previously treated, complete a test area first to ensure that there are no adverse effects on the surface. Coverage is 100 to 200 square feet per gallon depending on porosity of surfaces. Note: Signs must have protective overlay such as our Graffiti protection film to prevent printed image from being removed.

How is It Packaged?

Graffiti Buster - Gel™ is packaged in recyclable HDPE gallons, one per case (9203-001). Please inquire about larger packaging and pricing.